

# ENHET

## Bathroom series

### Design

Francis Cayotte &  
Eva Lilja Löwenhielm

### Good to know

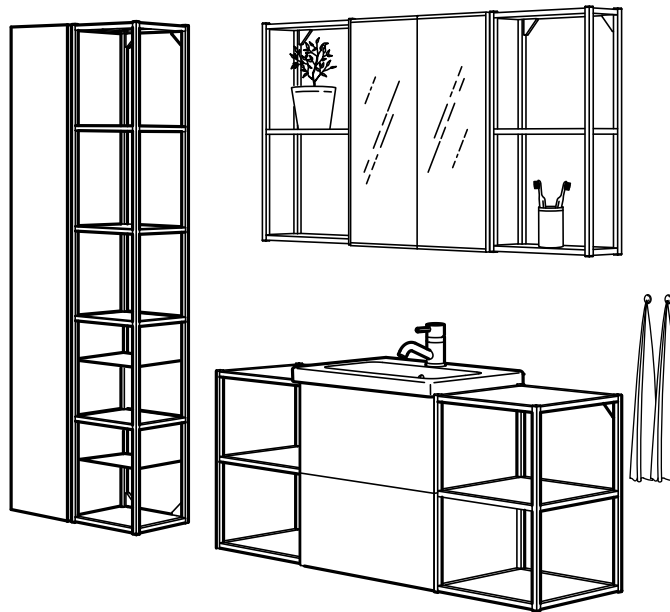
Note! that ENHET doors and fronts are sold separately. You can either plan your own combination or choose one of the pre-designed ENHET bathrooms. To see all the ENHET bathrooms go to page 7 with combinations.

### Safety

Furniture must be fixed to the wall with the enclosed wall fastener. Different wall materials require different types of fixing devices. Use fixing devices suitable for the walls in your home, sold separately. Secure that the walls in your bathroom can support the weight of the wash-stand, and if not, then use legs.

10

The ENHET bathroom series has a 10-year guarantee. Read more in the guarantee brochure.



### Plan less, live more

ENHET is easy to buy and equally easy to update if you need to, or simply feel like it. You can choose between ready-made combinations online and buy your favourite with a few clicks. All parts are easy to assemble, intuitively and without any special tools.

The playful design in different colours inspires you to adapt ENHET to reflect your personality. With a combination of closed cabinets and open shelves in stable metal frames you can display your favourite things and hide the rest. The ENHET bathroom units also come in different widths and depths, making them easy to adapt to a smaller space.

# Content

- How to plan ..... 3
- Designed to fit your space..... 4
- How to combine .....6
- ENHET – all parts.....8
- Knobs and handles for ENHET – all parts ..... 12
- Washbasins for ENHET ..... 13
- Taps for ENHET..... 13
- SILVERGLANS LED Lighting for ENHET ..... 14
- Lighting solutions for ENHET – all parts ..... 14
- Service .....17
- Guidance .....17

# How to plan

## What do you want to store?

Start by thinking what storage needs do you have in your bathroom. Think of the activities that happen in your bathroom like laundry, shower, clean and care. How many people use the bathroom and when is the rush hour usually. Based on these activities you can plan how many storage units you will need as well as decide if a drawer or a door solution will be best suited for your needs. Think of the wall space you have too in your bathroom as this will be perfect place for shelving units that take very little space but they create lots of storage capacity for all the clean and care products that find home in the bathroom.

## How much space do you have?

Decide on where you will place your vanity unit and start building your new bathroom around this space, see if you have enough wall space for an additional storage unit like a high cabinet or a shelving unit. Sketch out the space, measuring from the width and the height from the floor, if you have a narrow bathroom then the depth of your furniture will make a difference. For narrow bathrooms you can consider shallow ENHET cabinets. Take detailed measurements, note the shower area and all the space you might need for the piping that could affect your storage solution.

## Want a ready-made combination?

We have made it much easier to buy ENHET bathrooms be it IKEA.com or the store, we have created ready-made combinations that you can choose after you have considered what type of storage you need. These combinations are varied and have been designed to cover a wide storage functionality as well as style needs. Just browse the combinations in this buying guide on, page 6 . You can buy them here in the store or on [www.ikea.ch](http://www.ikea.ch)

Do you want to create your own solution? Use the additional information provided in this buying guide to follow these simple steps:

### 1. Pick a base cabinet

ENHET comes in open and closed frame solutions. The open base frames can work both under the wash-basin as a vanity unit and as an additional shelving unit next to the vanity. You can also choose between different wall shelves to build more storage space around your vanity unit maximising the storage possibilities.

The closed wooden-base material cabinets come with 2 functionality - either with a shelf, or 2 drawers, so depending on your preferences you can choose the functionality that works best in your bathroom. The uniqueness of these cabinets is that they work perfectly to be combined with the open frames of ENHET bathroom series so you can mix and match creating a unique solution that will be truly yours.

### 2. Choose the accessories

There are a wide range of accessories designed to be combined with ENHET open frames to add more functionality and versatility to your ENHET solution. Like the hooks and hook rail can create space for many towels to hang and dry all at the same time, or SKATTÅN container could become a perfect home for all your makeup brushes. With TAVELÅN trays you can store all your small items like hair pins, jewellery and the swivel shelf can become your favourite place to keep your nail polish bottles and the shaving kit for a quick and smooth access. For all the functions of ENHET accessories check page 17.

### 3. Choose the expression

Finally choose the colour and expression of your fronts. The possibilities are many you just need to pick the expression that fits best your style and bathroom making it look just great!

# Designed to fit your space

To find the right cabinets for you is easier than you might think. On this page you'll get an overview of all cabinets, frames and available sizes in the ENHET system. On the following pages you'll find all available parts.

## Closed cabinets

**High cabinet with shelves**  
**H180 cm**  
available in  
W30×D30 cm


**High cabinet with shelves**  
**H210 cm**  
available in  
W60×D60 cm

**Wall cabinet with shelves**  
**H75 cm**  
available in  
W60×D15 cm      W60×D30 cm  
W80×D15 cm      W80×D30 cm  
W40×D30 cm


**Base cabinet for washbasin with shelves**  
**H60 cm**  
available in  
W60×D40 cm

**Base cabinet for washbasin with 2 drawers**  
**H60 cm**  
available in  
W60×D40 cm


Open frames




**High frame with shelves**  
**H180 cm**  
available in  
W30×D30 cm  
W60×D30 cm



**Wall frame with shelves**  
**H75 cm**  
available in  
W40×D15 cm      W40×D30 cm  
W60×D15 cm      W60×D30 cm



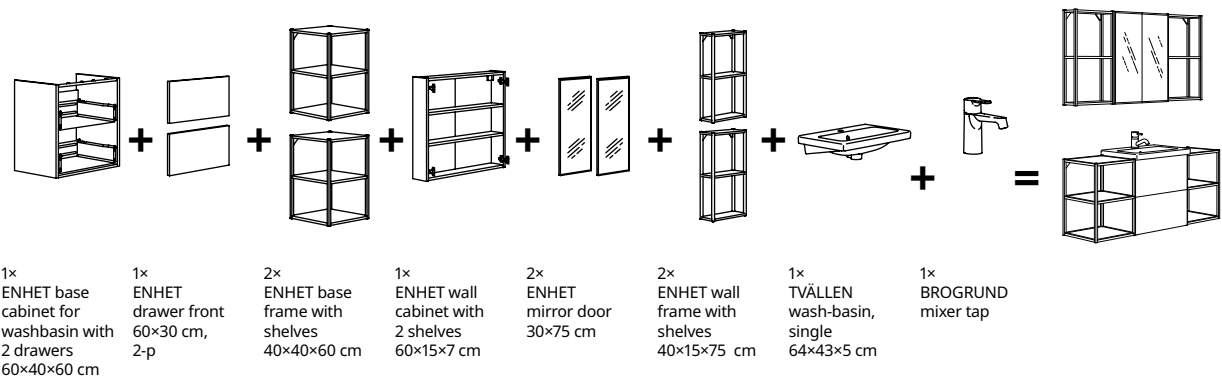
**Base frame with shelves**  
**H60 cm**  
available in  
W40×D40 cm  
W60×D40 cm



**Base frame for washbasin with shelves**  
**H60 cm**  
available in  
W60×D40 cm

# How to combine

Here is a little guide to explain how you can put together your very own ENHET bathroom solution. For all the parts and pieces see page 17. If you want to browse our ready-made solutions just check pages 07–16 in this buying guide or [Ikea.ch](http://Ikea.ch)



**ENHET/TVÄLLEN bathroom furniture, set of 18. 140×43×65 cm.**

**Other parts included in this combination:**

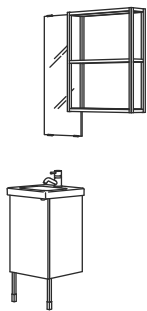
ENHET rail for hooks, 37 cm, white	104.657.39	1 pc
ENHET hook, 6×24 mm, white, 2-p	004.657.54	2 pcs
BILLSBRO handle, 120 mm, white, 2-p	503.343.03	1 pc
BILLSBRO handle, 40 mm, stainless steel colour, 2-p	603.235.92	1 pc
TAVELÅN tray, 2-p	504.657.56	1 pc

# ENHET complete bathrooms

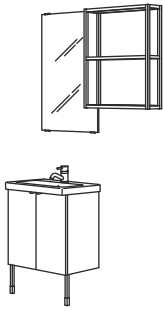
Getting a complete bathroom has probably never been easier. We have combined ENHET units into a number of practical solutions that you can find online and buy directly, so all you have to

do is find the bathroom that fits your needs and matches your temperament.


B100




B101



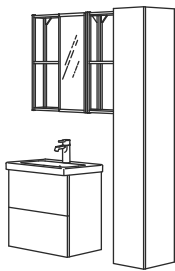
B102



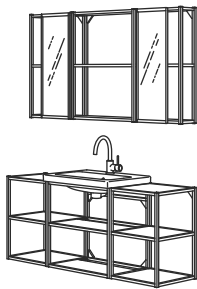
B103



B104




B105



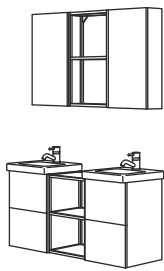
B106



B107



B108



B109




B110



B111



B112



# ENHET – all parts

ENHET series makes it easy to start fresh with a new bathroom solution. The unique wedge dowels make assembly easy and the fittings are nearly invisible. You decide the expression by choosing the fronts you like from the ENHET series.

## Closed cabinets



**ENHET Wall cabinet with 2 shelves.** This wall cabinet is perfect for bottles and jars – giving you a good overview. A wall cabinet with 2 shelves that makes good use of your wall space and puts the things you use often within easy reach.

**60×15×75 cm**

White	204.404.56
-------	------------

Grey	404.404.55
------	------------

**80×15×75 cm**

White	404.404.41
-------	------------

Grey	304.404.51
------	------------



**ENHET Wall cabinet with 2 shelves.** This wall cabinet is perfect for bottles and jars – giving you a good overview. A wall cabinet with 2 shelves puts bottles, jars and things often used within easy reach. Closed storage creates a calm and more uniform expression in your room than open storage.

**40×30×75 cm**

White	104.404.28
-------	------------

**60×30×75 cm**

White	504.404.12
-------	------------

**80×30×75 cm**

White	604.404.16
-------	------------

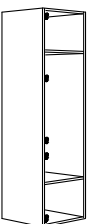


**ENHET High cabinet with 4 shelves.** This high cabinet with 4 shelves provides ample storage for towels and detergents without taking up too much floor space. Perfect for making the best use of wall space in smaller spaces. .

**30×30×180 cm**

White	104.404.52
-------	------------

Grey	204.404.42
------	------------



**ENHET high cabinet with 2 shelves.** This cabinet is a tad larger offering plenty of space for cleaning and laundry supplies. Complete with 1 ENHET door 60×75 cm and 1 60×135 cm. Must be completed with 2 ENHET legs for cabinet, sold separately.

**60×60×210 cm**

White	005.142.07
-------	------------



**ENHET Base cabinet for washbasin with a shelf.** This cabinet with shelf is perfect fit under a wash-basin. It comes with a shelf that is perfect for hiding towels and hygiene products that often create clutter. You get plenty of storage space – and space for piping in the back of the cabinet.

**60×40×60 cm**

White	304.404.65
-------	------------

Grey	904.404.72
------	------------



**ENHET Base cabinet for washbasin with 2 drawers.** With this cabinet you can store often-used things like cotton pads, brushes and hygiene products in the top drawer, and other things like towels the bottom drawer. This cabinet features a smart design with space for piping in the back of the cabinet without compromising the full drawer space.

**60×40×60 cm**

White	804.405.09
-------	------------

Grey	604.405.10
------	------------

## Legs for closed cabinet

These legs increase the stability of the cabinet. Choose between white or anthracite to coordinate with the colour of your other ENHET frames. Legs are adjustable to compensate any irregularities in the floor.



**ENHET Legs for cabinet, 23.5 cm, 2-p.** Adjustable from 22–24.5 cm.

White	704.490.20
-------	------------

Anthracite	504.490.21
------------	------------



**ENHET Legs for cabinet, 12.5 cm, 2-p.** Adjustable from 11–13.5 cm.

White	104.490.18
-------	------------

Anthracite	904.490.19
------------	------------



# ENHET – all parts

## ENHET fronts for closed cabinet

### ENHET white.

With white doors and drawer fronts you create a clean, bright and fresh expression that you can match with accents in all colours of the rainbow. Easy to enjoy and always in style.

### ENHET oak effect.

Good sense and feel in beautiful partnership. The foil surface is easy to keep clean and resists moisture, scratches and bumps, while the wood pattern creates a lively and warm expression.

### ENHET mirror.

This is a great choice for all ENHET wall cabinets to become the perfect mirror cabinet above the washbasin to cover all the storage needs while making sure that you look great every morning.


## Door



<b>30×60 cm</b>	
White	104.521.62
Oak effect	504.576.43



<b>40×60 cm</b>	
White	304.521.56
Oak effect	004.576.45



<b>40×75 cm</b>	
White	304.521.61
Oak effect	804.576.46



<b>60×75 cm</b>	
White	904.521.63
Oak effect	404.576.48



<b>60×135 cm</b>	
White	105.160.17
Oak effect	605.160.53



<b>30×180 cm</b>	
White	204.521.66
Oak effect	304.576.44



<b>30×75 cm</b>	
Mirror	504.577.37



<b>40×75 cm</b>	
Mirror	904.577.35

## Drawer front



<b>40×30 cm</b>	
White	704.521.64
Oak effect	004.576.50



<b>60×30 cm</b>	
White	804.521.68
Oak effect	604.576.52



<b>80×30 cm</b>	
White	904.521.58
Oak effect	704.576.56

# ENHET – all parts

## ENHET fronts for closed cabinet

### ENHET white frame.

A white surface with a wide frame is like an empty canvas where your choice of accessories and accent colours sets the style. Modern or classic you decide.

### ENHET grey frame.

With grey as a base, you create a warm and cosy feeling. Perfect if you want a discreet colour that goes with everything. Modern or classic you decide the style.

## Door



<b>30×60 cm</b>	
Grey frame	804.576.65



<b>40×60 cm</b>	
Grey frame	404.576.67



<b>40×75 cm</b>	
Grey frame	204.576.68



<b>60×75 cm</b>	
Grey frame	804.576.70



<b>60×135 cm</b>	
Grey frame	105.160.60



<b>30×180 cm</b>	
Grey frame	604.576.66

## Mirror door



<b>30×75 cm</b>	
Grey frame	904.577.40

<b>40×75 cm</b>	
Grey frame	304.577.38

## Drawer front



<b>40×30 cm</b>	
Grey frame	404.576.72



<b>60×30 cm</b>	
Grey frame	004.576.74



<b>80×30 cm</b>	
Grey frame	504.576.76

# ENHET – all parts

## Open frames



**ENHET Wall frame with shelves.** This open frame with 2 shelves is a perfect solution for creating extra storage space above the worktop, wash-basin or wherever you have free wall space.

**40×15×75 cm**

White	704.489.35
Anthracite	304.489.37

**60×15×75 cm**

White	004.489.67
Anthracite	804.489.68



**ENHET Wall frame with shelves.** This open wall frame with 2 shelves gives a good overview and easy access to jars, bottles and things often used.

**40×30×75 cm**

White	904.489.44
Anthracite	604.489.45

**60×30×75 cm**

White	204.489.71
Anthracite	004.489.72



**ENHET High frame with shelves.** This open high frame with 5 shelves gives a good overview and easy access to bowls, bottles, baskets and detergents.

**30×30×180 cm**

White	404.489.46
Anthracite	204.489.47

**60×30×180 cm**

White	804.489.54
Anthracite	704.489.64



**ENHET Base frame with shelves.** This open base frame with 2 shelves gives a good overview and easy access to towels, bottles and baskets.

**40×40×60 cm**

White	604.489.50
Anthracite	404.489.51

**60×40×60 cm**

White	804.489.73
Anthracite	604.489.74



**ENHET Base frame for washbasin.** This open frame is made for a wash-basin and has 2 shelves that give easy access to towels and essentials that you use often.

**60×40×60 cm**

White	404.644.70
Anthracite	204.644.71



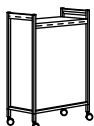
**ENHET Legs for open frames, 23.5 cm, 2-p.**

White	004.599.13
Anthracite	804.599.14



**ENHET Legs for open frames, 23.5 cm, 2-p.**

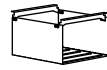
White	004.599.13
Anthracite	804.599.14



**ENHET laundry bag with castors, 28×55×79 cm, 8l.** Roll this laundry bag on wheels to wherever it's needed for filling or emptying and then park it in its spot when the job is done.

White	105.161.02
Anthracite	405.161.05

## Accessories for ENHET open frame



**ENHET Hanging shelf insert, 26×28×15 cm.** This insert adds a new dimension to your open ENHET frame. It divides the storage space and makes room for more things in no time – simply hang it in the grooves of the frame and get organised.

Anthracite	704.657.55
------------	------------



**ENHET Swivel shelf, 40×21 cm.** Tired of looking for those things that tend to disappear in the kitchen or bathroom? You can easily solve this by attaching this handy swivel shelf to any of the open frames in the ENHET series.

Anthracite	204.657.34
------------	------------



**ENHET Hook, 6×24 mm, 2-p.** With these hooks you can easily create room for more in the same space. Magic? Not at all, you just hang them in the grooves under the open ENHET frames. And best of all – you don't have to drill.

White	004.657.54
Anthracite	604.657.51



**ENHET Rail for hooks.** With this rail you can utilise every centimetre under your open ENHET frame for storage. In no time, you can hang both hooks and containers – without using tools or drill.

**37 cm**

White	104.657.39
Anthracite	704.657.36

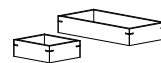
**57 cm**

White	504.657.42
Anthracite	704.657.41



**SKATTÅN Container, 12×34 cm.** Instead of storing things in drawers, you can have everything from cutlery to accessories and toothbrushes close at hand. Easy to hang on a hook under or on the side of the open ENHET wall frame.

Black	304.657.57
-------	------------



**TAVELÅN Tray, 2-p.** With these decorative trays you make room for a lot, even in small spaces. Perfect for everything from cutlery and spices to hairbrushes and nail files. If you stack them, they'll take up even less space.

Bamboo	504.657.56
--------	------------



**ENHET Hanging mirror for frame, 25×4.5×75 cm.** With a mirror above the wash-basin, it will be easier to shave and fix the make-up without any mishaps. It is easy to attach so that you can enjoy the view in no time.

Anthracite	404.490.74
------------	------------

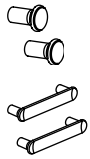
## Other accessories



**NISSAFORS Trolley, 50.5×30×83 cm.** This trolley fits in the smallest of spaces and can be moved to wherever you need it.

Black	203.997.77
White	404.657.33

# Knobs and handles for ENHET



**GUBBARP** knob and handle in white plastic have a simple, modern expression that is easy to pair with different doors and drawer fronts.

## **GUBBARP Knob, 2-p.**

**21 mm**

White	803.364.33
-------	------------

## **GUBBARP Handle, 2-p.**

**116 mm**

White	003.364.32
-------	------------

**BILLSBRO** handles have clean lines that create a minimalist, modern expression.

## **BILLSBRO Handle, 2-p.**

**40 mm**

White	203.343.14
-------	------------

Stainless steel colour	603.235.92
------------------------	------------

**120 mm**

White	503.343.03
-------	------------

Stainless steel colour	703.236.00
------------------------	------------

**320 mm**

White	603.343.12
-------	------------

Stainless steel colour	503.235.97
------------------------	------------

**520 mm**

White	503.343.17
-------	------------

Stainless steel colour	403.235.93
------------------------	------------

**720 mm**

White	103.343.19
-------	------------

Stainless steel colour	703.235.96
------------------------	------------

**BAGGANÄS** knobs and handles have clean lines that create a modern expression. Available in black, brass and stainless steel, so you can choose the look that suits your taste and home best.

## **BAGGANÄS Knob, 2-p.**

**21 mm**

Black	903.384.17
-------	------------

Brass-colour	003.384.12
--------------	------------

Stainless steel	903.384.22
-----------------	------------

## **BAGGANÄS Handle, 2-p.**

**143 mm**

Black	803.384.13
-------	------------

Brass-colour	003.384.07
--------------	------------

Stainless steel	703.384.18
-----------------	------------

**335 mm**

Black	603.384.14
-------	------------

Brass-colour	203.384.11
--------------	------------

Stainless steel	503.384.19
-----------------	------------

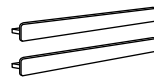
**ENERYDA** knobs and handles come in different forms and colours – all with a traditional character. Choose between chrome, brass and black.

**27 mm**

Black	803.475.06
-------	------------

Brass-colour	403.475.08
--------------	------------

Chrome-plated	003.475.10
---------------	------------



## **ENERYDA Knob, 2-p.**

**35 mm**

Black	003.475.05
-------	------------

Brass-colour	603.475.07
--------------	------------

## **ENERYDA Cup handle, 2-p.**

**89 mm**

Black	503.475.17
-------	------------

Brass-colour	903.475.15
--------------	------------

Chrome-plated	403.475.13
---------------	------------

## **ENERYDA Handle, 2-p.**

**112 mm**

Black	703.475.16
-------	------------

Brass-colour	203.475.14
--------------	------------

Chrome-plated	603.475.12
---------------	------------

**HACKÄS** knobs and handles are smooth to the touch and easy to grip, while giving a modern look to your home.

## **HACKÄS Knob, 2-p.**

**15 mm**

Anthracite	803.397.90
------------	------------

## **HACKÄS Handle, 2-p.**

**100 mm**

Anthracite	303.424.79
------------	------------

**300 mm**

Anthracite	503.424.78
------------	------------

**SKRUVSHULT** knobs and handles with anthracite finish and rounded details adds a traditional antique character to your bathroom.

## **SKRUVSHULT Knob, 2-p.**

**18 mm**

Anthracite	805.074.82
------------	------------

**26 mm**

Anthracite	705.074.87
------------	------------

## **SKRUVSHULT Handle, 2-p.**

**152 mm**

Anthracite	505.059.55
------------	------------



# Washbasins for ENHET

Ceramic wash-basins are appreciated for their soft shapes and durable surfaces. Since we manufacture them with care and the best materials, we can proudly offer you a 10-year guarantee



**TVÄLLEN washbasin 1 bowl**, ceramics.

64×43×5 cm

504.508.25

on all of them. All wash-basins may be fitted into a wash-basin cabinet or 64×33 cm, 64×43 cm and 84×43 cm can be wall hung.

## Taps for ENHET

All our mixer taps save water and energy, because they are equipped with a mechanism that reduces water flow while maintaining pressure.



**BROGRUND mixer tap**, with strainer.

Chrome-plated

405.321.05



**ENSEN mixer tap**, with strainer.

Chrome-plated

405.325.44



**PILKÄN mixer tap**, with strainer.

Chrome-plated

705.328.54



**SALJEN mixer tap**, without strainer.

Black

403.854.92



**BROGRUND mixer tap with sensor**.

Chrome-plated

305.068.28



**DALSKÄR mixer tap**, with strainer.

Chrome-plated

205.321.49



**HAMNSKÄR mixer tap**, with strainer.

Black

305.320.59

Brass colour

205.326.96

Chrome-plated

405.327.04



**LUNDSKÄR mixer tap**, with strainer.

Black

005.326.16

Chrome-plated

605.328.02



**RUNSKÄR mixer tap**, with strainer.

Brass colour

305.328.70

Chrome-plated

505.331.47



**VOXNAN mixer tap**, with strainer.

Chrome-plated

205.332.62

# SILVERGLANS LED lighting for ENHET – all parts

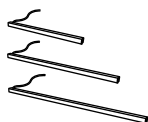
SILVERGLANS LED lighting kit is designed for the ENHET series. With this LED lighting strip, you enjoy both a functional light and a nice atmosphere in your ENHET bathroom – making the morning and evening routines calmer, safer and easier. You can use the lighting strip under ENHET wall cabinets and open wall

frames as work lighting – or use it to create a cosy light inside the open wall frames. With the SILVERGLANS driver and the TRÅDFRI wireless dimmer you can easily turn on, off and dim your lighting.



**SILVERGLANS driver, 30W**, wireless control, approved for bathroom, white.

104.747.72



**SILVERGLANS LED Lighting strip**, approved for bathroom:

## Anthracite

40 cm 305.286.70

60 cm 205.292.17

## White

40 cm 705.286.68

60 cm 105.292.27

80 cm 705.293.66



**RODRET wireless dimmer.** With RODRET wireless dimmer, you can dim, turn on/off your lighting without a wired-in installation. You can add up to 10 LED light sources so that they all switch on, off or are dimmed at the same time. Batteries are sold separately. IKEA recommends LADDA rechargeable battery HR03 AAA 1.2V. 1 piece required. Can only be used with IKEA Smart lighting products. This product is part of our smart home range. Connect it, along with other smart products, to DIRIGERA hub and IKEA Home smart app for more features and functions.

205.281.28



**STYRBAR remote control.** With STYRBAR remote control, you can dim, turn on/off your lighting without a wired-in installation. The remote control has a maximum range of 10 meters when not blocked by any walls. Batteries are sold separately; 2 pcs AAA required. This product is part of our smart home range. Connect it, along with other smart products, to DIRIGERA hub and IKEA Home smart app for more features and functions. Only be used with IKEA Smart lighting products.

White 304.883.63

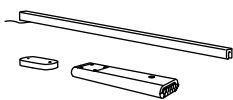
Stainless steel 104.352.24



**DIRIGERA hub for smart product.** DIRIGERA hub is the heart of a smart home as it enables you to connect and control your smart products in the IKEA Home smart app. Add the DIRIGERA hub and IKEA Home smart app for control through Amazon Alexa, Apple Homekit or Hey Google. You can control your smart home using one or multiple mobile and tablet devices. DIRIGERA hub requires a Wi-Fi network and connects to your router with the provided cable.

White 105.034.06

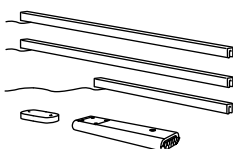
## Lighting solutions for ENHET – all parts



**SILVERGLANS/RODRET lighting kit.**

White 495.367.93

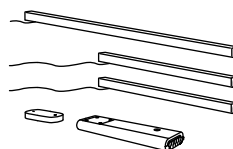
Anthracite 095.368.89



**SILVERGLANS/RODRET lighting kit.**

White 795.378.66

Anthracite 295.555.94



**SILVERGLANS/RODRET lighting kit.**

White 795.494.97

Anthracite 795.496.33

**NOTE!** In some countries electrical installation work may only be carried out by an authorised electrical contractor. Contact your local electricity authority for advice.

# Complete your combination with lighting

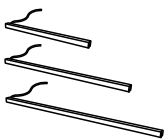
## How to build

SILVERGLANS LED cabinet lighting is easy to install by yourself.

- When you start building your system, you must first consider the widths of your cabinets. E.g. for a cabinet with a width of 60 cm, you'll need the SILVERGLANS lighting strip 60 cm too.
- Choose the number of SILVERGLANS lighting strips that you need.
- Add the SILVERGLANS LED driver.  
You can connect up to 5 units to the driver, as long as the total wattage does not exceed 30W.
- SILVERGLANS driver needs to be connected to your wired-in electrical installation. In some countries electrical installation work may only be carried out by an authorized electrical contractor. Contact your local electricity authority for advice.

- Add RODRET wireless dimmer or STYRBAR remote control to dim your lighting. Pair the dimmer to the SILVERGLANS driver and the entire combination will dim at the same time.
- Add the DIRIGERA hub to control SILVERGLANS connected lighting from the IKEA Home smart app in different ways together with other TRÅDFRI lighting in your home.

## Basic parts



SILVERGLANS LED bathroom lighting strip.



SILVERGLANS driver for wireless control.  
Power: 30W.



RODRET wireless dimmer.



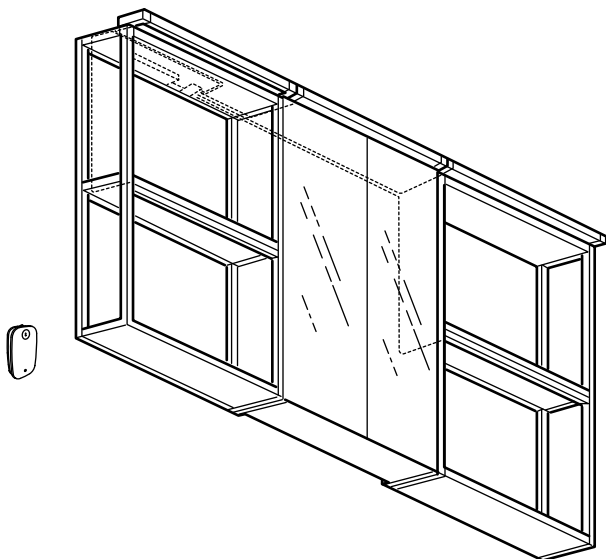
STYRBAR remote control.



DIRIGERA hub.

## Installation accessories

## Combination




Product name	Art no	Quantity
SILVERGLANS LED Lighting for bathroom 60 cm (5.4W), white	105.292.27	1 pc
SILVERGLANS LED Lighting for bathroom, 40 cm (3.4W)	705.286.70	4 pcs
SILVERGLANS driver for bathroom (30W)	104.747.72	1 pc
RODRET wireless dimmer	205.281.28	1 pc

# How to mount SILVERGLANS for ENHET bathroom series


There are a few different ways to mount SILVERGLANS on ENHET open and closed solutions, see examples below.

The detailed information on how to do this is available in the Assembly Instructions for your products.


## ENHET open frames



On top of frame

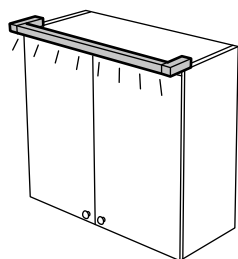


Under shelf




Above mirror

## ENHET closed solutions



On top of cabinet



Under cabinet



# Services

We offer a range of services to help you with everything from putting it together to getting it home. Of course, the more you do yourself, the lower the price will be. And the more we do for you, the more you can sit back and relax!

## Delivery service

Add our delivery service to your total cost regardless of whether you're shopping online or in your local store. We can deliver the same day/next day within the store delivery area. And, we don't just stop at your front door, we deliver all the way to your room of choice

## Assembly service

We assemble your IKEA furniture in your home following the assembly instructions. The assembly service includes a free 1-year guarantee on workmanship, and disposal of all packaging in an environmentally friendly way.

## It's ok to change your mind

You have 365 days to return your purchase. Keep your receipt safe to make returns easier. You're free to change your mind. Return unused items in their original packaging within 365 days together with proof of purchase for a full refund.

# Guidance

Enjoy fast and easy guidance on the way to your new IKEA bathroom. Below you find brochures and tools that will assist you in every step of the journey. All materials are available at your local IKEA store or online at [IKEA.ch](https://www.ikea.ch).

## ENHET Bathroom installation guide

Our ENHET bathroom installation guide gives you tips and step-by-step instructions on how to install your bathroom on your own. Just remember, you can do it all by yourself, but you don't have to. Read about our services on page 26.

## IKEA.com

On our webpage you'll find lots of inspiration and ideas to get the most out of your ENHET bathroom, whether it's a new one or an old that you want to freshen up. Plus, here you'll find all products that you can imagine to personalise and create the bathroom of your dreams.

# Shop at IKEA



IKEA online  
For more information about  
Shop at IKEA visit [IKEA.ch](https://www.ikea.ch)



Visit the IKEA store:  
For opening hours and directions to  
your nearest IKEA store, visit our website  
at [IKEA.ch](https://www.ikea.ch)